

PROJE ANA FAALİYETLERİMİZ

COOKING (AŞÇILIK)

1-LEZİZ TATLILAR YAPTIK VE YEMEK KİTABIMIZI(E-KİTAP) HAZIRLADIK.



PIC•COLLAGE



WET COOKIES



INGREDIENTS

For the syrup:

- 2 tea glass of sugar (1 tea glass=100ml)
- 2 tea glass of water

For the dough:

- 1 egg
- 1 tea glass of sugar
- 125g butter (at room temperature)
- 1 tea glass of oil
- 4 tablespoons of cocoa
- 1 packet of vanilla
- 1 baking powder
- 3 water glass of flour (1 glass=200ml)



INSTRUCTIONS

- First ,prepare the syrup.
- For this, put sugar and water in a small pot; and mix.
- Then let the syrup boil.
- 5-6 minutes after the syrup boils, remove it from the stove and cool it.
- For the dough, beat the egg in a deep bowl.
- Add sugar and butter and continue whisking.
- Add oil, sifted cocoa, vanilla, baking powder and flour ,and start kneading the dough
- Get a soft dough in the end.
- Meanwhile, preheat the oven to 170°C.
- Take walnut-sized balls from the dough and roll them.
- Bake the shaped balls in the preheated oven for about 30 minutes.
- Leave the cookies you took out of the oven -while hot- in the cold syrup for 2-3 seconds,then place them on a serving plate.
- Decorate the cookies with any toppings you want.

NOTE: We used powdered pistachios,coconut, whipped cream and some sprinkles to decorate them.


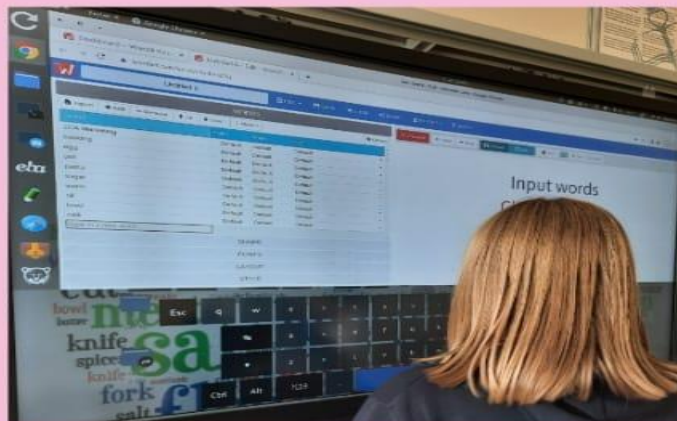





YEMEK KİTABINA ULAŞMAK İÇİN:




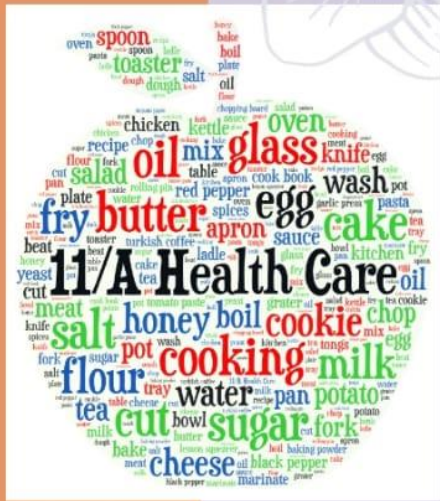
https://read.bookcreator.com/1OsOVdJ7zYWNfEg3O55LsNI2Ez2/nd4g0w4oTDmMHO1R_E6BNQ

2- Cooking (Aşçılık) ile ilgili WORDART web2.0 aracını kullanarak kelime bulutları oluşturduk.

LOVE♡




PIC-COLLAGE




Wordcloud Activity

PIC•COLLAGE

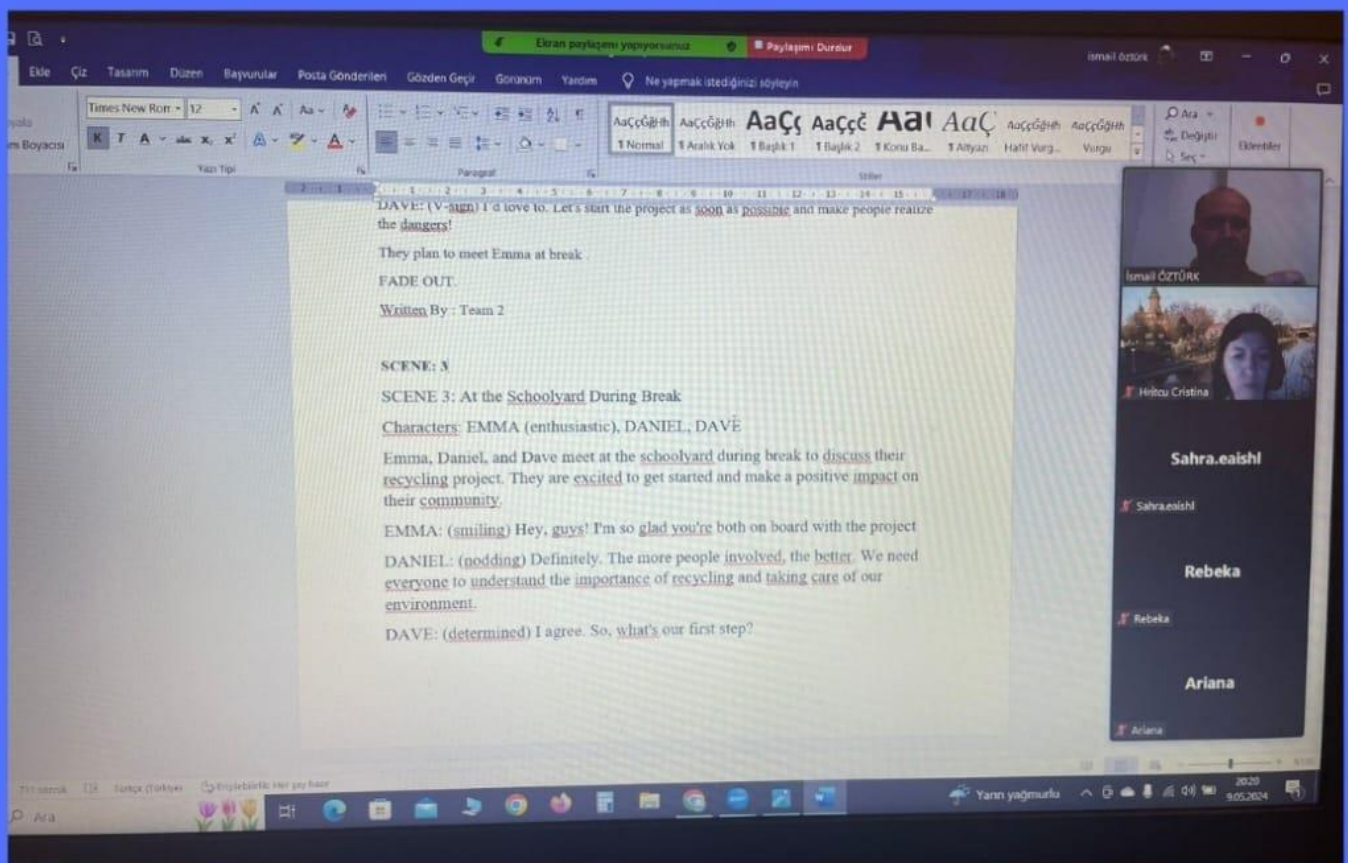
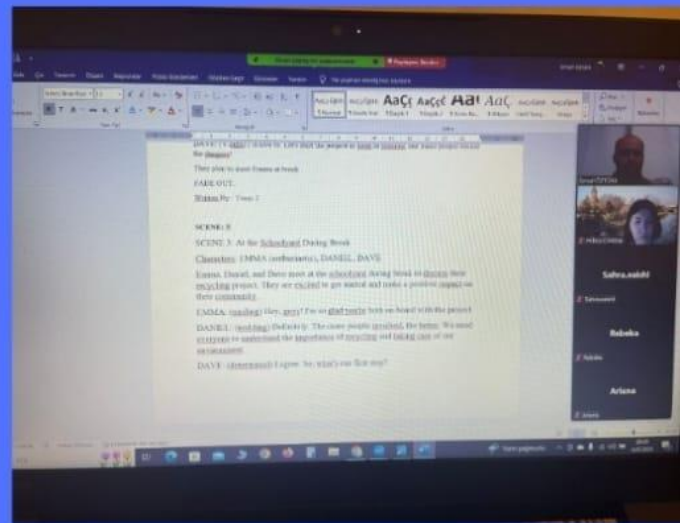
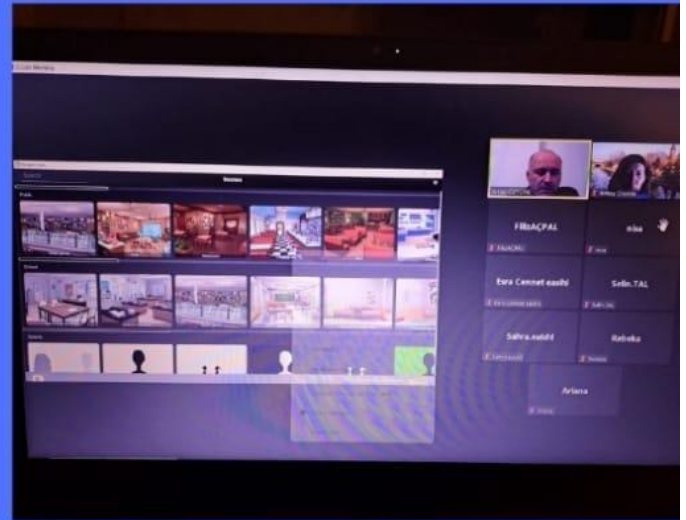
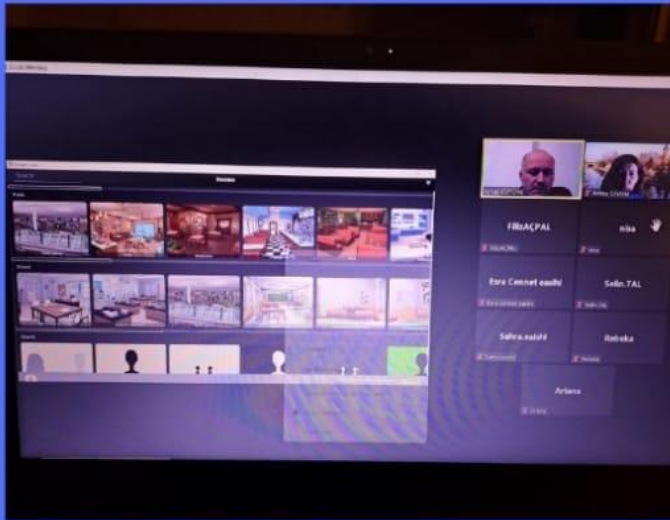



FILMMAKING (FİLM YAPMA)

1- ORTAK BİR SENARYO YAZDIK VE ÇEVRE SORUNLARI İLE İLGİLİ FİLMİMİZİ ÇEKTİK.



THEME 3- WRITING SCENE 3 OF FILM MAKING







FİLME ULAŞMAK İÇİN:

<https://www.canva.com/design/DAGFxxEiuac/XT-Tn9PkCmaDAQopLpXVqQ/watch>

ENVIRONMENTAL ISSUES (ÇEVRE SORUNLARI)

1- ÇEVRE SORUNLARINA DİKKAT ÇEKMEK İÇİN ATIK MALZEMELERLE KARDAN ADAM YAPTIK.



Hazırlık çalışmalarımızı görmek için tıklayın:

<https://youtu.be/8kcxUeoDJ7k?si=QWtE6tVmDQH0xu5f>

2- KAHOOT WEB2.0 ARACI ÜZERİNDEN ÇEVRE SORUNLARI İLE İLGİLİ ONLINE OYUN OYNADIK.



We played Kahoot game about recycling and environment protection.